

Fig. 1 Form parallel lines $\frac{1}{4}$ in. from edges.



Fig. 2 Make indentations with edge of ruler.

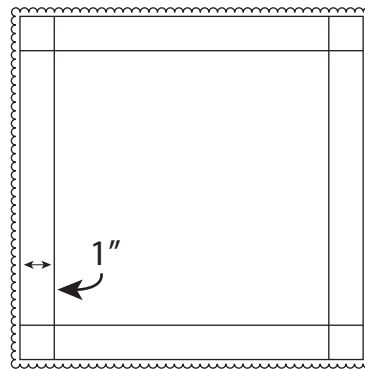


Fig. 3 Score parallel lines 1 in. from outer lines.

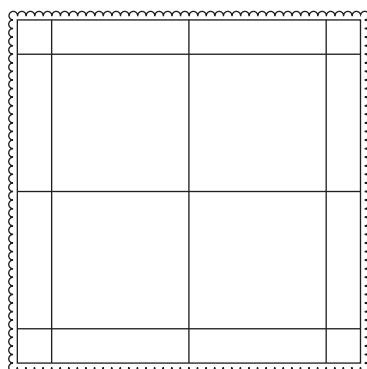


Fig. 4 Form four squares.

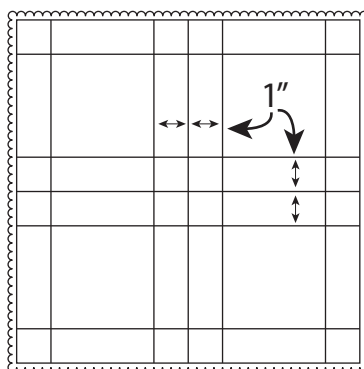


Fig. 5 Score lines parallel to intersecting lines.

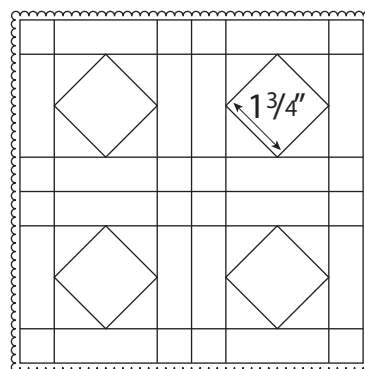


Fig. 6 Make squares inside larger squares.



Fig. 7 Position fondant quilt diagonally over cake.




Fig. 8 Paint the quilt with food coloring; blot.




Fig. 9 Square-in-a-square quilt block pattern.