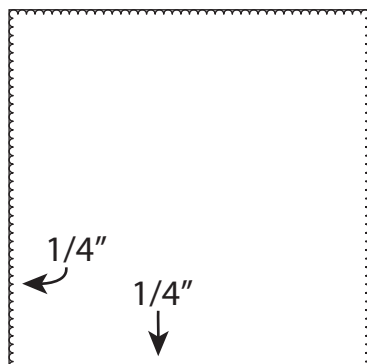


# 35th-Anniversary Cake

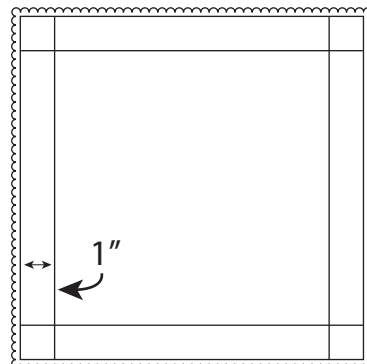
Page 1 of 1




**Fig. 1** Form parallel lines 1/4 in. from edges.



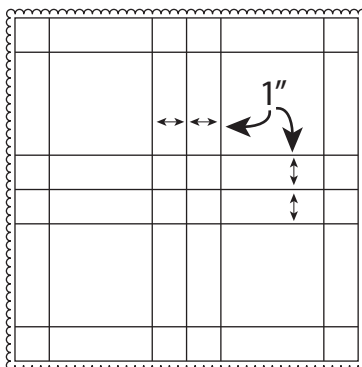
**Fig. 2** Make indentations with edge of ruler.



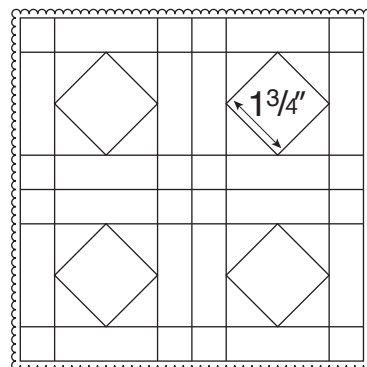
**Fig. 3** Score parallel lines 1 in. from outer lines.



**Fig. 4** Form four squares.




**Fig. 5** Score lines parallel to intersecting lines.




**Fig. 6** Make squares inside larger squares.



**Fig. 7** Position fondant quilt diagonally over cake.



**Fig. 8** Paint the quilt with food coloring; blot.



**Fig. 9** Square-in-a-square quilt block pattern.